



WEEKLY STOCKS RECOMMENDATION

KEY MARKET STATISTICS	28/03/2025	21/03/2025	WTD Change
NGX- ASI	105,660.64	104,962.96	↑ 0.66%
Mrk Cap (N'trn)	66.26	65.82	↑ 0.67%
Volume (bn)	7.52	2.90	↑ 159.17%
Mkt Turnover (N'bn)	398.95	48.06	↑ 730.04%
Number of Deals	61,312	57,044	↑ 7.48%

KEY ECONOMIC INDICATORS	
Inflation	23.18%
MPR	27.50%
GDP (Q4-2024)	3.84%

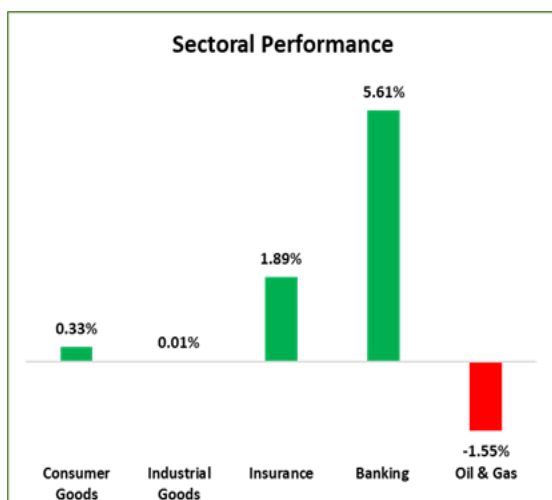
NIGERIA EQUITY MARKET

The Equity market experienced a total turnover of 7.521 billion shares worth N398.949 billion in 61,312 deals was traded this week by investors on the floor of the Exchange, in contrast to a total of 2.902 billion shares valued at N48.064 billion that exchanged hands last week in 57,044 deals.

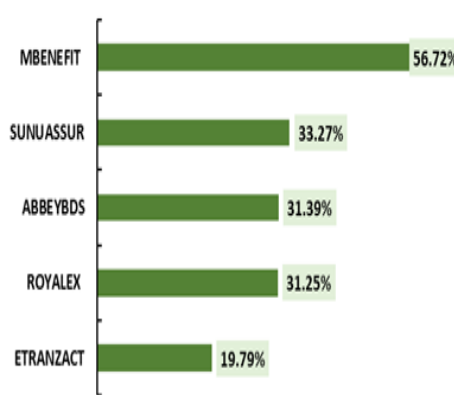
The Industrial Goods (measured by volume) led the activity chart with 4.923 billion shares valued at N331.999 billion traded in 2,969 deals; thus contributing 65.46% and 83.22% to the total equity turnover volume and value respectively.

The Financial Services industry followed with 2.092 billion shares worth N 31.744 billion in 32,421 deals. Third place was the Services Industry, with a turnover of 198.775 million shares worth N788,669 million in 3,450 deals.

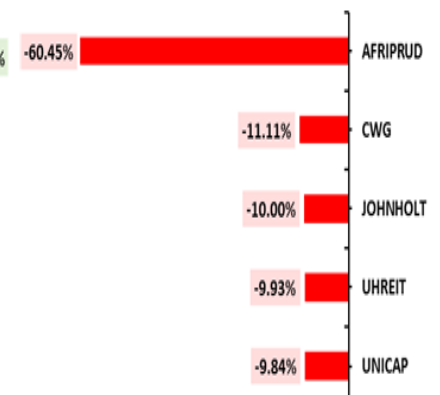
Trading in the top three equities namely Lafarge Africa Plc, Sovereign Trust Insurance Plc and Cutix Plc (measured by volume) accounted for 5.546 billion shares worth N332.381 billion in 1,300 deals, contributing 73.73% and 83.31% to the total equity turnover volume and value respectively.



Top 5 WEEKLY GAINERS



TOP 5 WEEKLY LOSERS





WEEKLY STOCKS RECOMMENDATION

Valuation and Fundamental Metrics										
	Fundamental		Trailing/Forecast				Price History			
	NM	ROE	EPS	P/E	CP	TP	UPP	Year High	Year Low	Rating
AGRICULTURE										
OKOMUOIL	21%	4%	21.64	25.19x	545.2	627	15.0%	545.2	246.5	BUY
PRESKO	15%	4%	32.86	23.89x	785	864	10.0%	785	209	BUY
CONSTRUCTION/REAL ESTATE										
BERGER	6%	8%	1.54	0.08x	18.85	19	0.0%	23.95	12.35	HOLD
CONSUMER GOODS										
CADBURY	-24%	-36%	-8.37	-2.81x	23.55	6.23	-73.6%	32.25	15.25	SELL
UNILEVER	8%	4%	1.47	26.17x	38.45			40	13.45	UR
NB	-18%	-30%	-10.35	-3.30x	34			36.3	22.6	UR
NESTLE	-15%	-10%	-100.26	-10.17x	1020	1020	0.0%	1,020	795	HOLD
GUINNESS	-8%	-10%	-8.29	-9.65x	80	84	5.5%	80	49.55	HOLD
DANGSUGAR	-17%	-18%	-6.07	-5.45x	33.1	46	38.5%	59	28.55	HOLD
FINANCIAL SERVICES										
UBA	28%	48%	17.77	2.08x	36.9	53	42.5%	39.95	18.9	BUY
ETI	11%	49%	14.36	2.05x	29.4	42.49	44.5%	34.7	20.45	BUY
FIDELITYBK	21%	16%	3.11	6.12x	19	21.85	15.0%	21.15	7.85	BUY
ACCESSCORP	37%	78%	17.42	1.28x	22.35	51.5	130.6%	28.9	15.95	BUY
FBNH	32%	31%	8.65	3.26x	28.15	52.9	87.8%	36.5	18.5	BUY
ZENITHBANK	59%	46%	21.56	2.18x	47	64	35.7%	52	29.7	BUY
GTCO	98%	27%	18.34	3.75x	68.8	112.14	63.0%	70	32.35	BUY
ICT										
MTNN	-6%	-3%	-6.53	-37.54x	245	282	15.0%	264.2	169	BUY
AIRTELAFRI	14%	11%	239.48	9.01x	2156.9	2372.59	10.0%	2,200	1,973	BUY
INDUSTRIAL GOODS										
DANGCEM	21%	6%	26.74	17.95x	480	528	10.0%	591.10	349.20	BUY
BUACEMENT	15%	2%	2.05	40.81x	83.70	56.07	-33.0%	134.00	83.70	SELL
WAPCO	13%	4%	3.17	23.24x	73.8	65	-11.4%	78.55	32.60	SELL
OIL AND GAS										
SEPLAT	12%	2%	138.21	7.06x	5,700.00	4085	-28.3%	5,738.20	2,962.20	SELL
TOTAL	2%	6%	38.03	0.00x	679.70	902	32.7%	698.00	353.60	BUY

Disclaimer

Please note that this is neither an invitation nor a recommendation and must be construed solely as statements of opinion and not statements of fact. No warranty, express or implied, as to the accuracy, timeliness, completeness, merchantability or fitness for any particular purpose of any such recommendation or information is given or made by Arthur Stevens Asset Management Ltd in any form or manner whatsoever. Each recommendation or opinion must be weighed solely as one factor in any investment or other decision made by or on behalf of any user of the information contained herein and such user must accordingly make its own study and evaluation of each strategy/security that it may consider purchasing, holding or selling and should appoint his/her own investment or financial or other advisors to assist the user in reaching any decision. Arthur Stevens Asset Management Ltd will accept no responsibility of any nature in respect of any statement, opinion, recommendation or information contained in this document.